



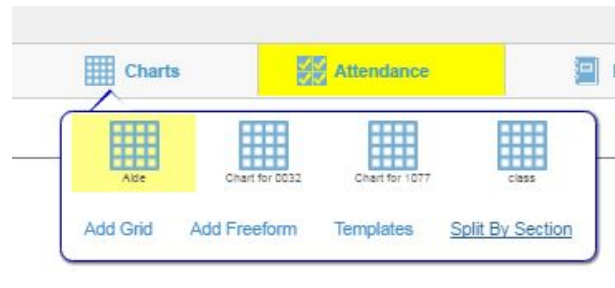
# TeacherVue

## A brief review of TVUE Functionality

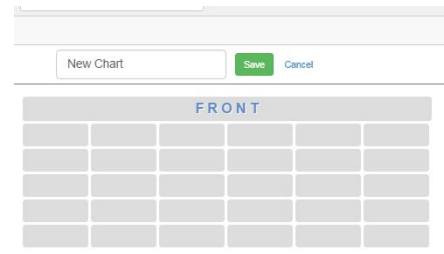
*Presentation by Chrystal Wheelock*



# Seating Charts – Grid, Freeform and Templates and Split by Section



- Grid
  - Default Seating Chart in TVUE is the Grid, Alpha – Last, First seating chart which arranges students in a grid pattern, alphabetical by last name (unless set differently in options while editing seating chart).

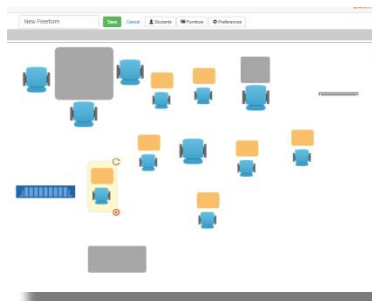




# Freeform and Template

- Freeform

- Choice to arrange students in a unique way, using furniture, drag and drop functionality, etc, to arrange students (generally used to mimic classroom arrangement).



- Template

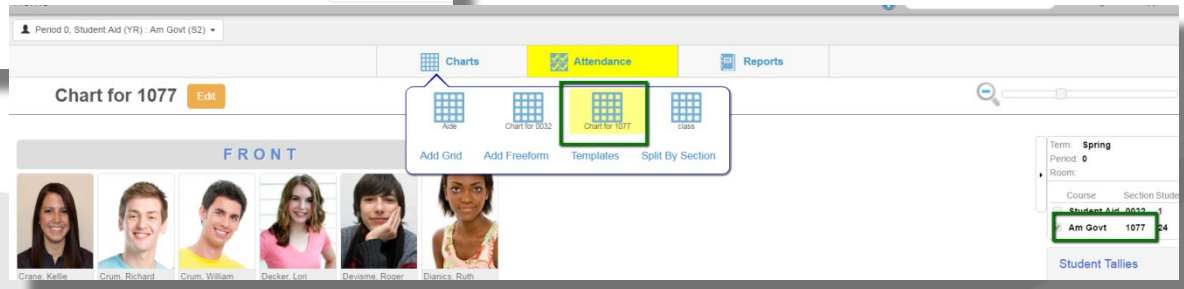
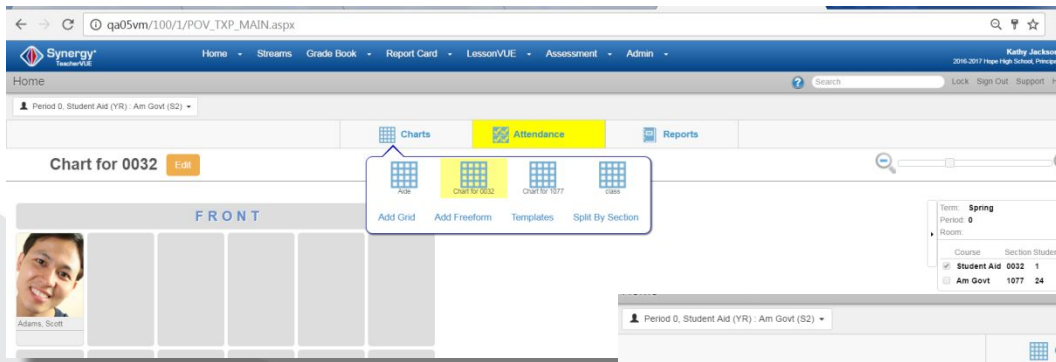
- Teachers have ability to create templates that they can use in any class that has the same primary room # and teacher name. They can set these up to custom preferences, and use them to auto-populate freeform charts. They can also be edited at any time.





## \*NEW FUNCTIONALITY\* Split Chart by Section

- Split Chart by Section
  - Teachers have an option to create seating charts by section by clicking the option, or by editing an existing seating chart and 'unchecking' the section for inclusion in a current chart.








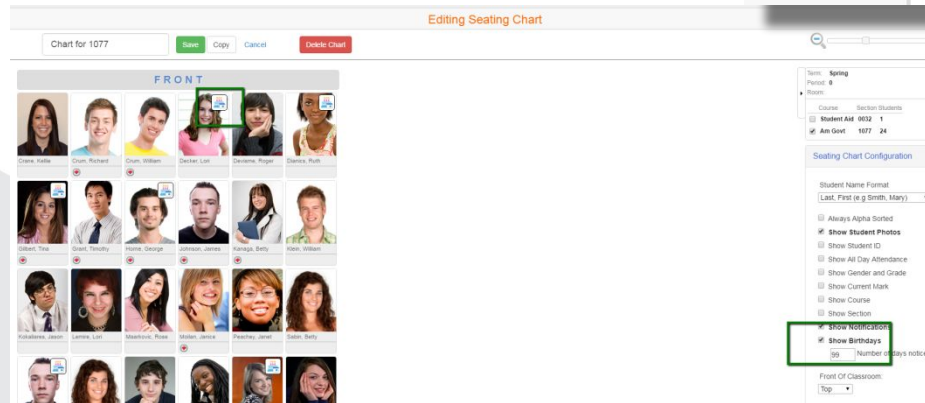
# \*New Functionality\* Birthday Notifications

- Teachers can now choose to show Birthday Notifications, up to 99 days out.

- Icon showing birthday as today:



- Icon showing birthday as in future:





# Teacher/Student Notes

- Functionality provides the ability for teachers to make notes on student record for documenting within SIS-Student-Student-Notes
  - Click on the icon in upper left corner for 'Add Note', verify date and time are accurate, choose to share (have it public) for other teachers to view, or private for only teacher creating note and office to see.

The image shows two parts of the software interface. On the left is a blurred 'Add Note' form with a red box highlighting an icon in the top left corner. On the right is a 'View Note' modal window for a student named 'student name' (Male - 10). The modal contains a date field set to '03/20/2017' and a time field set to '3:18 pm'. Below these is a checkbox labeled 'Do not share comment with other teachers' which is checked. A 'Comments' section contains the text 'Testing Notes for PPT'. At the bottom of the modal are buttons for 'Show History', 'Save', and 'Close'.

View Note For: **student name** (Male - 10)

03/20/2017 3:18 pm

☒ Do not share comment with other teachers

**Comments**

Testing Notes for PPT

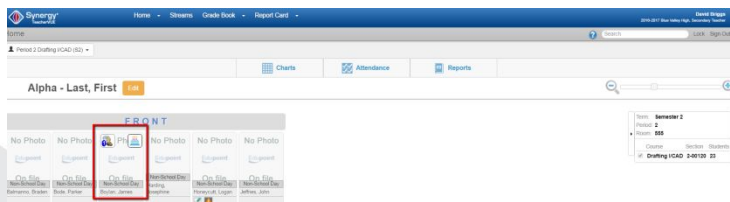
Show History Save Close



# Notes – in SIS and as other teachers

- When note is added to student, if it isn't secured out from being viewed by other teachers, will be available for review in TVUE – click on student name, click on 'Student' and click on 'Notes'. When notes is added, whether it is shared with other teachers or not, the note can be reviewed in SIS-Student-Student-Notes:

– In TVUE for another teacher:



Notes For: Boylan, James

Actions	Date	Time	Comment	Teacher	Private
	03/20/2017	3:18 PM	Testing Notes for PPT	Buchanan, Jennifer	<input type="checkbox"/>

New Close

– In SIS:

Menu < > Save Undo + Add X Delete

Student Name [Redacted] School [Redacted] Homeroom: 504 Teacher: [Redacted] Counselor Name: [Redacted] Age: 16 yrs 0 mths

Demographics Parent/Guardian Other Info Emergency Enrollment Enrollment History Classes Documents Student Contact Log State **Notes** BV Student

Acceleration Transfers

Last Name [Redacted] First Name [Redacted] Middle Name [Redacted] Suffix [Redacted] Student ID [Redacted] Grade: 10 Gender: Male Track: [Redacted]

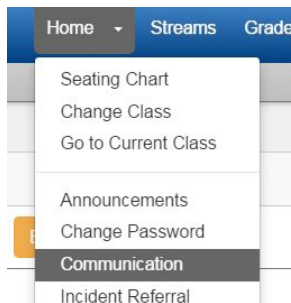
Teacher Notes for Student + Add

X	Line	Note Date	Note Time	Teacher	Note Private	Note
	1	03/20/2017	3:18 PM	Buchanan, Jennifer	<input type="checkbox"/>	Testing Notes for PPT

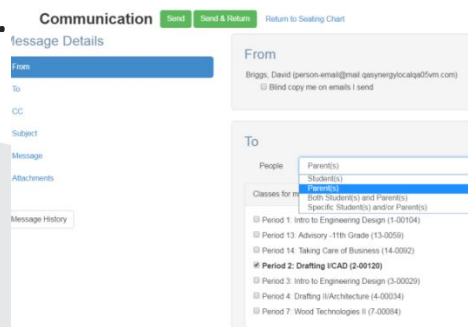


# Communication

The ability for teachers to communicate freely with students and parents is provided for in the Communications functionality – TVUE – Home – Communication:



Teacher designates whether or not they want to BCC themselves, then they choose the recipients: Recipients options include Student(s), Parent(s) – which is also the default selection, Both Student(s) and Parent(s), and Specific Student(s) and/or Parent(s).







# Communication continued...

- The option to CC another staff member is a feature coming out in the 2018 release:

☐ Period 4: Drafting II/Architecture (4-00034)  
☐ Period 7: Wood Technologies II (7-00084)

NOTE: In addition to messages being posted to the user's ParentVUE account

CC

Find A Staff Member

New in 2018CE

Subject

Enter Subject

Message Details

From

To

CC

Subject

Message

Attachments

Message History

Attachments

Select File

- Enter subject, message and attachments, then send:
- The option to review messages in Message History is available (attachments are not tracked in Message History):

Synergy Education

TeacherVUE

Period 2 Drafting I/CAD (002)

Communication History [Remove Selected](#) [Cancel](#) [Return to Seating Chart](#)

	Date/Time	Period	Section, Group or Individual	Subject	Message
<input type="checkbox"/>	09/11/2015 16:19:00			IED missing assignments	Please don't forget to email me your 2 missing assignments (1 7A-What is it? in-fold brochure, and 1 5A The Gossamer Condor-positions/assignments), otherwise I'll need to have you stay after school on Monday to complete the work. The assignments/video are on my website, remember the username is "IED" and the password is "Briggs". Take care, Mr. Briggs
<input type="checkbox"/>	09/11/2015 16:19:00			IED missing assignments	Please don't forget to email me your 2 missing assignments (1 7A-What is it? in-fold brochure, and 1 5A The Gossamer Condor-positions/assignments), otherwise I'll need to have you stay after school on Monday to complete the work. The assignments/video are on my website, remember the username is "IED" and the password is "Briggs". Take care, Mr. Briggs



# Incident Referral

- Incident Referral functionality – allows teachers to submit incident referrals for review to the front office from their TVUE accounts.
- Required fields include date, time, refer to (which can be set as default in SIS-System-Setup-School Setup-TVUE Options) Incident Context Code (when it took place), incident location (such as classroom), and description of incident, as well as selecting a violation, students involved (list of students from focus class, and ability to search for students in school/district), and any intervention used.



# Discipline Incident

Teachers will be able to review incidents for students in the TVUE – Seating Chart, click on student pic, choose “Discipline Incident”, and review information as needed:

Click line to open student detail

- Student
- Period Attendance
- Discipline Incident**
- Health
- Student TVUE

Close  
Hope High School (2016-2017)  
Brooks, Amy M.

User: Kathy Jackson  
**DISCIPLINE INCIDENT**

Incidents

Discipline Incidents						
Line	Incident Date	Incident Time	Incident Role	Description	Referred By	Entered By
No Discipline Incidents found						



# Parent Conference

- In TVUE – Home – Parent Conference, teachers can setup conferences, or setup the ability for parents to schedule conferences through PVUE:

- Teacher Assigned:

**Parent Teacher Conference**

Conference Setup

Teacher Assigned: Parents Choose

Student Name

son Aguirre

son Arnold

son Bailey

Conference Date: 3/22/2017

Start Time: 8:00 AM

End Time: 1:00 PM

Duration: 1:00 hours

Location: my class

Comment:

Choose Time

8:00 AM

8:15 AM

8:30 AM

8:45 AM

9:00 AM

9:15 AM

9:30 AM

9:45 AM

10:00 AM

10:15 AM

10:30 AM

10:45 AM

11:00 AM

**Parent Teacher Conference**

Conference Setup

Teacher Assigned: Parents Choose

Student Name

son Aguirre

son Arnold

son Bailey

Conference Date: 3/22/2017

Start Time: 8:00 AM

End Time: 1:00 PM

Duration: 1:00 hours

Location: my class

Comment:

Choose Time

8:00 AM

8:15 AM

8:30 AM

8:45 AM

9:00 AM

9:15 AM

9:30 AM

9:45 AM

10:00 AM

10:15 AM

10:30 AM

10:45 AM

11:00 AM

- Parents Choose:

**Parent Teacher Conference**

Conference Setup

Teacher Assigned: Parents Choose

Student Name

son Aguirre

son Arnold

son Bailey

Conference Date: 3/22/2017

Start Time: 8:00 AM

End Time: 1:00 PM

Duration: 1:00 hours

Location: my class

Comment:

Choose Time

8:00 AM

8:15 AM

8:30 AM

8:45 AM

9:00 AM

9:15 AM

9:30 AM

9:45 AM

10:00 AM

10:15 AM

10:30 AM

10:45 AM

11:00 AM

**CONFERENCE**

Parent teacher conference scheduling

Please select a conference date and time from the available options below.

Available Dates:

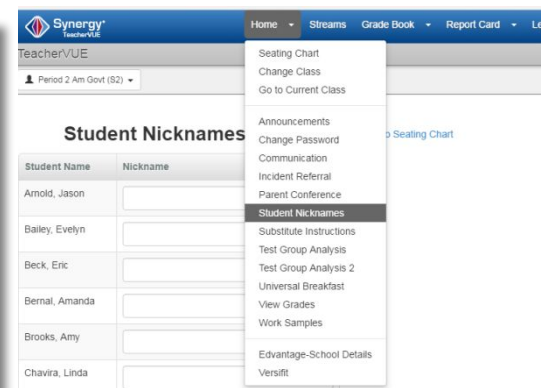
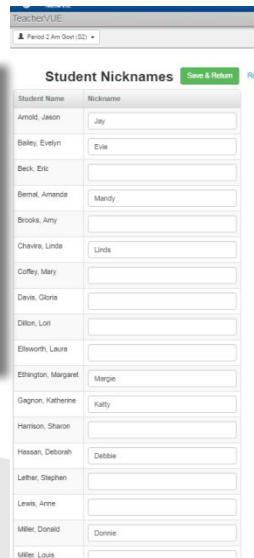
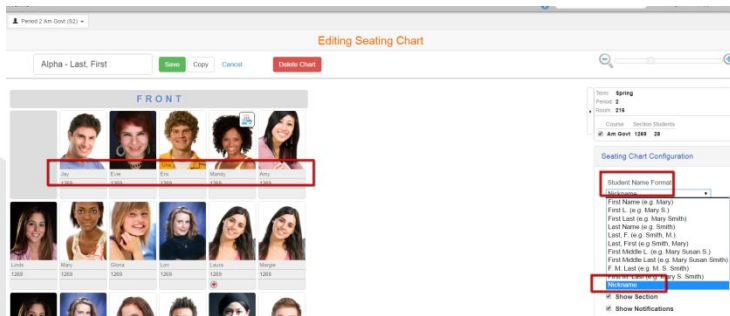
Conference Date	Conference Time	Teacher	Location
Wednesday, 3/22/2017	8:00 AM	Kathy Jackson	my class
Wednesday, 3/22/2017	8:15 AM	Kathy Jackson	my class
Wednesday, 3/22/2017	8:30 AM	Kathy Jackson	my class
Wednesday, 3/22/2017	8:45 AM	Kathy Jackson	my class
Wednesday, 3/22/2017	9:00 AM	Kathy Jackson	my class
Wednesday, 3/22/2017	9:15 AM	Kathy Jackson	my class
Wednesday, 3/22/2017	9:30 AM	Kathy Jackson	my class
Wednesday, 3/22/2017	9:45 AM	Kathy Jackson	my class
Wednesday, 3/22/2017	10:00 AM	Kathy Jackson	my class
Wednesday, 3/22/2017	10:15 AM	Kathy Jackson	my class
Wednesday, 3/22/2017	10:30 AM	Kathy Jackson	my class
Wednesday, 3/22/2017	10:45 AM	Kathy Jackson	my class
Wednesday, 3/22/2017	11:00 AM	Kathy Jackson	my class





# Student Nicknames

- TVUE – Home – Student Nicknames – teachers can create unique student nicknames for use in TVUE and GB, to make viewing easier.
- When using nicknames, those students with no nickname specified will default to their 'first name' in the roster.
- In Seating Chart, edit chart, Student Name Format, Nicknames:





# Nicknames in Grade Book

- In Grade Book, Grade Book Main, Filters and Options, the option exists to sort Grade Book Roster by Nickname as well, using those set up in TVUE.

The screenshot displays the Synergy TeacherVUE Grade Book Main interface. The top navigation bar includes links for Home, Streams, Grade Book, Report Card, LessonVUE, Assessment, and Admin. The main content area is titled 'Grade Book Main' and shows a user selection dropdown for '(S2) Jackson, K Am Govt(2) SEC:1269 / Progress Period 4'. A 'Filters & Options' button is visible. The interface is divided into several sections:

- Filters:** Includes 'Assignment Date' (set to 'All Dates') and 'Assignment Types' (set to 'Show All').
- Options:** Includes checkboxes for 'Show Dropped Students', 'Hide Class Grade', 'Show Total Missing', 'Show Grades By Type', 'Show Comment Codes' (checked), 'Assignment Note Entry' (checked), 'Show Student ID', 'Summary Modes' (checked for 'Show Median' and 'Show Mode'), 'Show Comments' (set to 'Normal'), 'Analysis Bands' (set to '<< no bands >>'), 'Row Size' (set to 'Large'), and 'At risk highlight scores percentage' (set to '60 %').
- Sorting:** A red box highlights the 'Sort Students by:' dropdown, which is set to 'Nickname'. Other options include 'Display Student Middle Name As:' (set to 'None') and 'Assignment Order:' (set to 'Newest to Oldest').

The student roster table on the left shows a list of students with their names, grades, and percentages. A red box highlights the student names column. The students listed are Tony, Stephen Lethur, Sharon Harrison, Sarah Perry, Russ, Nic, Nancy Payne, Mary Coffey, Margie, and Mandy.



- Home
  - Streams
  - Grade 6
- Seating Chart
  - Change Class
  - Go to Current Class
  - Announcements
  - Change Password
  - Communication
  - Incident Referral
  - Parent Conference
  - Student Nicknames
  - Substitute Instructions**
  - Test Group Analysis
  - Test Group Analysis 2





# Test Group Analysis

- Test Group Analysis provides the ability for teachers to review and compare student scores from district tests. Tests are setup through SIS and scores saved in SIS, but TVUE can use this module (Test Group Analysis) to review those scores.

**Synergy TeacherVUE**

Home Streams Grade Book Report Card LessonVUE Assessment Admin

2016-2017 Kaitly High School

TeacherVUE

Period 2 Am Govt (S2)

### Test Group Analysis

[Print](#) [Return to Seating Chart](#)

Student Name	Date	Math Perf Lvl
Aguirre, Jason K.	02/02/2015	Meets
Arnold, Jason K.	02/02/2015	Meets
Bailey, Evelyn	02/02/2015	Falls Far Below
Beck, Eric T.	02/02/2015	Exceeds
Bernal, Amanda N.	12/03/2014	Meets
Brooks, Amy M.	02/02/2015	Approaches
Chavira, Linda J.	02/02/2015	Meets
Coffey, Mary M.	02/02/2015	Approaches
Davis, Gloria J.	02/02/2015	Meets
Dillon, Lori K.		
Ellsworth, Laura A.	02/02/2015	Approaches
Ethington, Margaret L.	02/02/2015	Meets
Gagnon, Katherine M.	02/02/2015	Meets
Harrison, Sharon M.	02/02/2015	Meets

Term: Spring  
Period: 2  
Room: 216

Course: Am Govt Section Students: 1269 28

#### Test Preferences

Test Group: AIMS DPA  
Test Group Part: Math  
Test Display Type: Show Most Recent  
☐ Ignore Blank Entries

#### Highlight Performance Levels

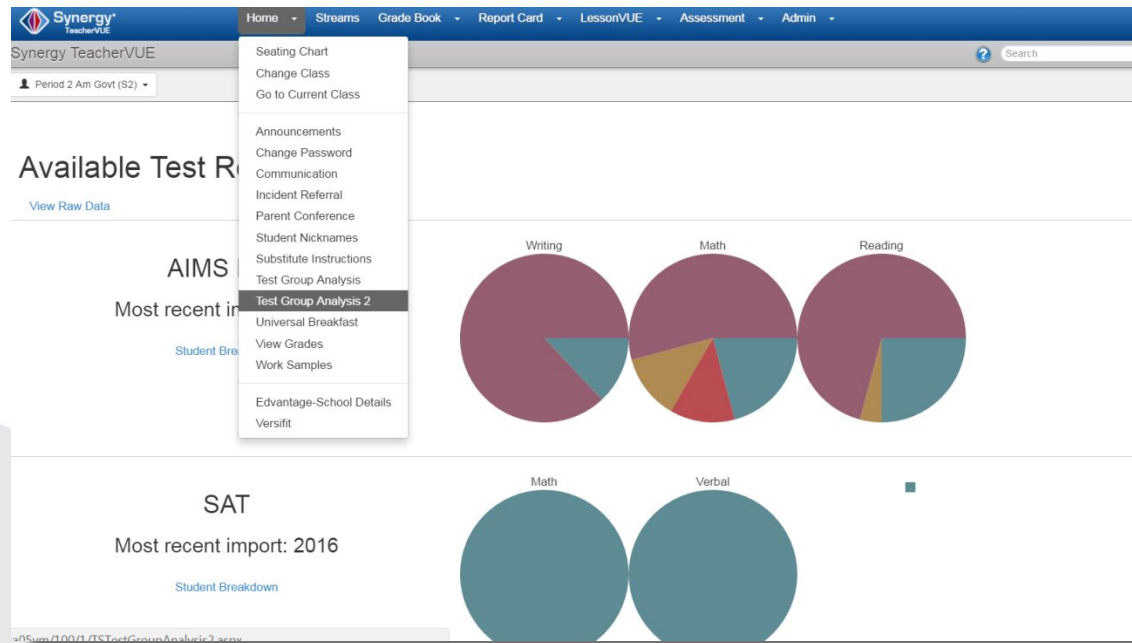
☐ Falls Far Below  
☐ Approaches  
☐ Meets  
☐ Exceeds  
☐ Augmentation  
☐ Reciprocity





# Test Group Analysis 2

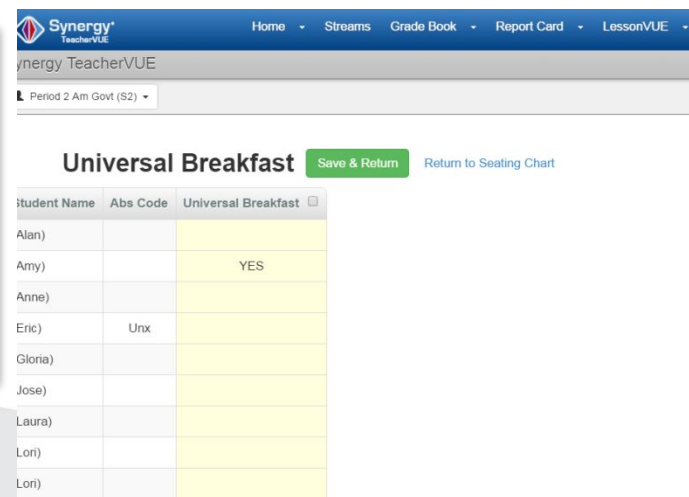
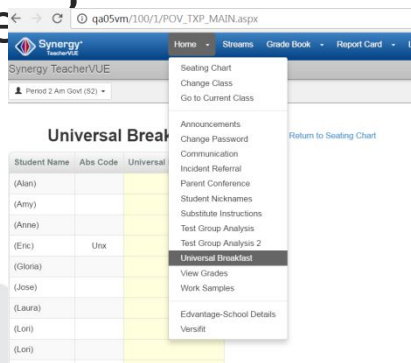
- Test Group Analysis 2 module allows for teachers to compare performance on tests between students and classes, using graphic representations (pie chart, graphs, etc):





# Universal Breakfast

- From TVUE – Home – Universal Breakfast is a module that allows teachers to notate which students had breakfast by marking YES for those who need or had breakfast. It lists any absent codes so teachers know not to enter data for that student. This functionality takes counts but doesn't submit any 'order'.





# Lunch Counts

- Lunch Counts is primarily an Elementary functionality, but allows the school to setup a list of lunch options (in school setup), and teachers use the Lunch Counts in TVUE to place orders or enter counts:

Orders:

Period 1, 3rd Grade (YR) - Help (YR) ▾

Save Cancel

Student	Breakfast	Lunch	Milk
Aaron, Ian	<input type="checkbox"/>	<input type="checkbox"/>	<input type="checkbox"/>
Alejandro, Willie	<input type="checkbox"/>	<input type="checkbox"/>	<input type="checkbox"/>
Antonio Gonzalez, James	<input type="checkbox"/>	<input type="checkbox"/>	<input type="checkbox"/>
Bahena, Joshua	<input type="checkbox"/>	<input type="checkbox"/>	<input type="checkbox"/>
Baker, Carlos	<input type="checkbox"/>	<input type="checkbox"/>	<input type="checkbox"/>
Bradley, Linda	<input type="checkbox"/>	<input type="checkbox"/>	<input type="checkbox"/>
Bustamante, Aaron	<input type="checkbox"/>	<input type="checkbox"/>	<input type="checkbox"/>

Counts:

Home

Period 1, 3rd Grade (YR) - Help (YR) ▾

Save Cancel

Breakfast	-	0	+
Lunch	-	0	+
Milk	-	0	+



# View Grades

- View Grades screen can be used to post final mark/marking period grades. Most frequently used by districts not using the Grade Book but still intending to post grades for report cards and/or course history.

**TeacherVUE**  
Period 3 Am Govt (S2)

**Grades for: Pro**

Student Name	Alerts	Progress
Aguirre, Jason		
Amow, Wayne		
Barbour, Judy		
Blasdel, Todd		

**Updating Progress Period 4 Grades** [Save] [Cancel] [Return to Seating Chart]

1369 SS51 Am Govt

Student Name	Alerts	Progress Period 4	CIT	Conduct	Work Habits	Cmt 1	Cmt 2	Cmt 3	Free-Form
Aguirre, Jason									
Amow, Wayne									
Barbour, Judy									
Blasdel, Todd									
Bott, Raymond									

**Mark Categories**

- A A+, A, A-
- B B+, B, B-
- C C+, C, C-
- D D+, D, D-
- F F





## View Grades continued...

- Grades saved in View Grades are posted into SIS-Grading-Student Grade. From here, report card can be printed, GPA can be calculated, and Course History may be

**Synergy TeacherVUE** Home Streams Grade Book Report Card LessonVUE Assessment Admin

Period 3 Am Govt (S2)

**Success**  
Grades Updated Successfully

Term: Spring  
Period: 3  
Room: 216

**Grades for: Progress Period 4** Edit Return to Seating Chart

1369 SS51 Am Govt

**Student Grade**

Student Name: Aguirre, Jason K. School: Hope High School Status: Active Room Name:

Student Grades

Last Name: Aguirre First Name: Jason Middle Name: Koerner Perm ID: 952357 Grade: 12

Grid Display Options

☐ Show Comments ☒ Show Credit ☐ Do Not Process Term Override Credit Amount ☐ Show Repeat Tag

Periods: Progress Period 4 Mark Type: Filter Grade Periods Update Grades For This Student Update Absences

Line	Period	Section ID	Credit	Course ID	Course Title	Teacher Name	Audit Class	Marks
1	0	1869	0.500	NC902	Rel Time A Hr	Rel Time, R.		
2	1	1038	0.500	IT72	Welding li	Fromm, D.		
3	2	000000123	1.000	AD86W	Academic Decath	Arthur A., A.		
4	3	0308	1.000	BE75	Coe Bus Intern	Frommer, K.		
5	3	1369	0.500	SS51	Am Govt	Jackson, K.		A+
6	4	1416	0.500	EN46	Prin Eng li	Gordon, K.		
7	5	1875	0.500	NC952	Rt 5th Per	Rel Time, R.		
8	6	1876	0.500	NC962	Rt 6th Per	Rel Time, R.		



# Creating Menu Items for TVUE Menus

- Menus are available from the TVUE Seating Chart, click on student pic, as well as from the 'Reports' menu drop down:

The left screenshot displays a student detail menu for a student named Mandy (ID 1269). The menu options are:

- Student
- Period Attendance
- Discipline Incident
- Health
- StudentVUE
- Request for Assistance
- Student Course History
- Discipline Incident
- ATP404 - Per Class Attend List
- GRD201 - Report Card
- STU201 - Student Profile

The right screenshot shows the 'Reports' menu in the TVUE interface. The 'Seating Chart Menu' dropdown is visible. The 'Reports' menu options are:

- ATP404 - Per Class Attend List
- ATP406 - Per Class Attend Form
- GRD201 - Report Card
- GRD403 - Mark Verification By Teacher
- PVU401 - Parent/Student Portal Activity
- STU201 - Student Profile
- STU204 - Student Transcript

The right sidebar shows the current term as Spring, Period 2, Room 216, and Course Am Govt 1269.



# Creating Menu Items for TVUE Menus

- To add menu items to the TVUE menu drop downs, from either Seating Chart-Student Pic or Reports:
  - Go to SIS-System-User-User Groups – focus to a TVUE User Group (user group assigned to teachers), go to Navigation Menu, add group to tree, then add reports and views:
    - Note – not all views and reports are compatible with TVUE focus and security.

**User Groups**

Menu - [Icons] [Save] [Undo] [Add] [Delete]

User Group Name: **Role - Teacher Secondary**

Members Organizations Navigation Menu Options Security Settings POV Accessibility

User Group Name: [Text Field] Name of user group in LDAP (if syncing with LDAP)

Role - Teacher Secondary

Select a user whose default saved report settings are used for report execution

User: Admin [Icon]

NOTE: Currently, the default report preferences user for a group is only implemented in TeacherVUE.

☐ Default Use Menu Group for a new user added to this group

Navigation Tree

TXP

User Group Name: [Text Field] Name of user group in LDAP (if syncing with LDAP)

Role - Teacher Secondary

Select a user whose default saved report settings are used for report execution

User: Admin [Icon]

NOTE: Currently, the default report preferences user for a group is only implemented in TeacherVUE.

☐ Default Use Menu Group for a new user added to this group

Navigation Tree

Line	Views	Name	Show For Class	Show For Student
1	<input type="checkbox"/>	Student Demographics	<input type="checkbox"/>	<input type="checkbox"/>
2	<input type="checkbox"/>	Period Attendance	<input type="checkbox"/>	<input type="checkbox"/>
3	<input type="checkbox"/>	Discipline Incident	<input type="checkbox"/>	<input type="checkbox"/>
4	<input type="checkbox"/>	Period Class Attendance List	<input type="checkbox"/>	<input type="checkbox"/>
5	<input type="checkbox"/>	Student Profile	<input type="checkbox"/>	<input type="checkbox"/>
6	<input type="checkbox"/>	Student and Parent Directory	<input type="checkbox"/>	<input type="checkbox"/>
7	<input type="checkbox"/>	Emergency Contact Directory	<input type="checkbox"/>	<input type="checkbox"/>
8	<input type="checkbox"/>	Mark Verification By Teacher	<input type="checkbox"/>	<input type="checkbox"/>
9	<input type="checkbox"/>	Daily Class Attendance List	<input type="checkbox"/>	<input type="checkbox"/>
10	<input type="checkbox"/>	Period Class Attendance Form	<input type="checkbox"/>	<input type="checkbox"/>
11	<input type="checkbox"/>	Student Meeting Labels	<input type="checkbox"/>	<input type="checkbox"/>
12	<input type="checkbox"/>	Student Transcript	<input type="checkbox"/>	<input type="checkbox"/>
13	<input type="checkbox"/>	Student Experience	<input type="checkbox"/>	<input type="checkbox"/>
14	<input type="checkbox"/>	Parent Student Activity	<input type="checkbox"/>	<input type="checkbox"/>

Add Group to "Navigation Tree"



## Attendance Functionality in TVUE

- TVUE provides ability for teachers to take attendance by Chart (seating chart), list, in the future, past and current, and even on non-school days.
  - On a Non-School Day, only 'Attendance By List' is available
  - Future and Past attendance can only be taken on 'Attendance by List'.
  - Seating Chart Attendance is for current day only.





# Attendance Codes

- Attendance Codes set for 'Allowed in TeacherVue' can be edited at any time by teachers, so it is strongly recommended office staff entering attendance always use unique attendance codes that teachers are not 'allowed' to prevent from teachers editing office entered attendance.

**School Attendance Code**

Menu Save Undo

School Name: **Hope High School** School Year: **2016-2017**

School Attendance Reasons

**Attendance Scanning Options**

Attendance Scan Form: Default Absence Type: Unverified Default Tardy Type: Tardy

**School Attendance Reasons**

Line	Used In School	Code	Title	Type	Include Dialer	Include Letters	Include Reports	Allowed in TeacherVue
1	<input checked="" type="checkbox"/>	Vac	Vacation	Unexcused	<input type="checkbox"/>	<input type="checkbox"/>	<input type="checkbox"/>	<input checked="" type="checkbox"/>
2	<input type="checkbox"/>	AAA	AAA	Unverified	<input checked="" type="checkbox"/>	<input type="checkbox"/>	<input checked="" type="checkbox"/>	<input type="checkbox"/>
3	<input type="checkbox"/>	Nce	Ace N	School Activity	<input type="checkbox"/>	<input type="checkbox"/>	<input checked="" type="checkbox"/>	<input type="checkbox"/>
4	<input checked="" type="checkbox"/>	Act	Activity	School Activity	<input type="checkbox"/>	<input type="checkbox"/>	<input type="checkbox"/>	<input type="checkbox"/>

**Taking Attendance**

Save Save & Return Change Class Cancel

Period: 2 Am Golf (52)

Mar 2017

Student Name	Tue 21	Wed 22	Thu 23	Fri 24	Mon 27	Tue 28	Wed 29	Thu 30	Fri 31	Mon 3
(Alan)	Unv									
(Amy)	Tdy									
(Anne)	Unv									
(Eric)	Vac									
(Glenn)										
(Lore)										
(Lore)										
(Lore)										
(Lore)										
(Lore)										

Reason Types

Unverified: 1

Alan

Tardy: 1

Amy

Excused: 0

Unexcused: 2

Anne (Vacation)

Positive: 0



# TeacherVue Attendance Options

- Options Available in District Setup:
  - Ability to allow teachers to take attendance historically (for the past), as well as for the future. Able to designate use of Valid School Days instead of Calendar Days.

**District Setup** ▾

Menu ▾ Save Undo

District Setup

Options System Grade Setup **TeacherVUE** Labels Auto-Sequence

The number of days historically, the teacher can take attendance

- ☒ Use Valid School Days Instead of Calendar Days for TeacherVUE Historical Attendance
- ☒ Allow teacher to send communications in TeacherVUE
- ☒ Enable Special Ed IEP Access in TeacherVUE
- ☐ Enable Special Ed IEP At A Glance Access in TeacherVUE
- ☒ Enable Special Ed BIP Access in TeacherVUE
- ☒ Enable Special Ed FBA Access in TeacherVUE
- ☒ Enable Special Ed 504 Plan Access In TeacherVUE
- ☐ Enable Special Ed Placement Determination Access in TeacherVUE
- ☐ Show Deceased Parents / Guardians in TeacherVUE
- ☒ Allow teacher to enter notes for students in TeacherVUE
- ☐ Display list attendance by section

The number of days into the future, the teacher can take attendance



# TeacherVue Attendance Options

- Options Available in School Setup:
  - Ability to give update rights to staff for attendance, as well as choosing to 'Show All Day Code In List', which will provide a column in TVUE Attendance by List, in which all day codes are detailed.

Period 2 Am Golf (82)

Save Save & Return Change Class Cancel

Student Name	Mar 2017			
	Tue 21	Wed 22	Thu 23	Fri 24
	Code	All Day Code	All Day Code	All Day Code
(Alan)				
(Amy)				
(Anne)				

### School Setup

Menu

School Name: **Hope High School** School Year: **2016-2017**

Basic Info Options SIS Data Options Labels TeacherVUE Mobile

#### Global Attendance Security

Primary Staff Additional Staff

Update Update

#### Global Grading Security

Primary Staff Additional Staff

Update Update

#### Lunch Counts

Lunch Count Options

Lunch Description 1 Lunch Description 2 Lunch Description 3

Lunch Description 5

#### Incident Referral

Incident Referral Default Refer To

McGrew, Tom

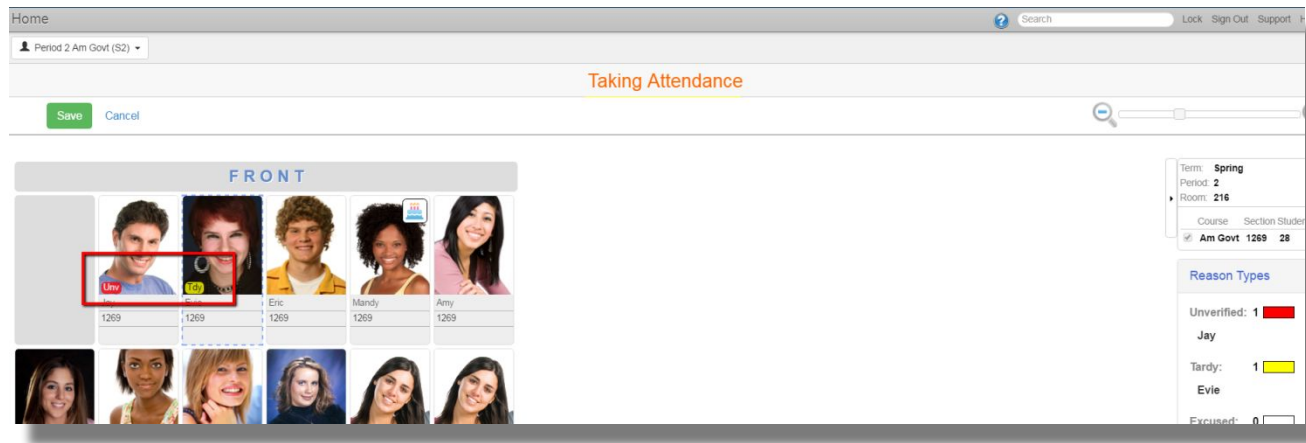
#### Other Options

☒ Show All Day Code In List



# Take Attendance by Chart

- Take 'Attendance By Chart' provides the ability for teachers to mark attendance directly on the student pic in the seating chart.







# Take Attendance By List

- Take 'Attendance By List' provides ability for teacher to take attendance on a class roster, for past, present or future dates, on valid active school days.

Period 2 Am Govt (52) | Taking Attendance | Attendance Saved

Save | Save & Return | Change Class | Cancel

<< 10 Days | Today | 10 Days >>

Student Name	Wed 8	Thu 9	Fri 10	Mon 13	Tue 14	Wed 15	Thu 16	Fri 17	Mon 20	Tue 21
	All Day Code	All Day Code	All Day Code	All Day Code	All Day Code	All Day Code	All Day Code	All Day Code	All Day Code	All Day Code
Alan										Unv
Vny										
Vne										
Eric										

Reason Types: Unverified: 1, Alan, Tardy: 0, Excused: 1, Eric (Other)



- Period Attendance**

Menu < 🔍 ➔ 🖨️ ✓ Save ↶ Undo

Student Name: **Beck, Eric T.** School: **Hope High School** Status: **Active** Homeroom: **216**

Calendar Days of Activity Totals History Attendance Letters Concurrent Attendance Summary

Last Name First Name Middle Name Suffix Perm ID Grade  
 Beck Eric T 994462 12

Date	Day	Attendance
9	14	Tuesday
10	15	Wednesday

Home Streams Grade Book

Home

Period 2 Am Govt (S2)

Save Save & Return Change Class Cancel

Section Term Teacher Room  
 1209 S2 Jackson, Kathy 21

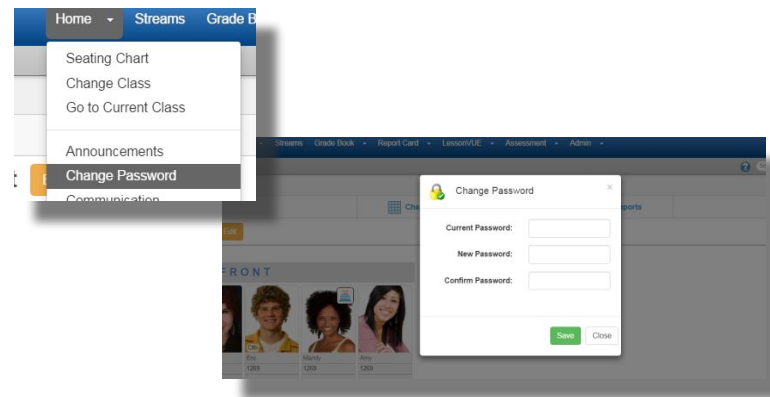
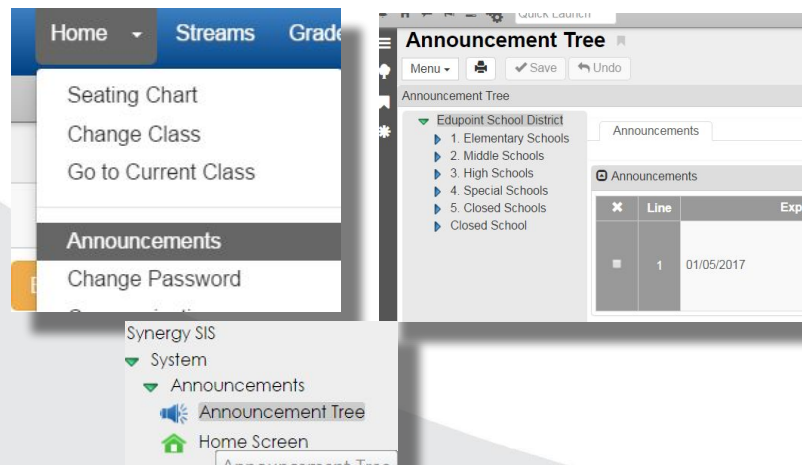
Mar 2017

Student Name	Tue 21	Wed 22	Thu 23	Fri 24	Mon 27
(Alan)	All Day Code	All Day Code	All Day Code	All Day Code	All Day Code
(Amy)	All Day Code	All Day Code	All Day Code	All Day Code	All Day Code
(Anne)	All Day Code	All Day Code	All Day Code	All Day Code	All Day Code
(Eric)	Oth				
(Gloria)	This field cannot be edited				
(Jose)					
(Laura)					



# Additional TVUE Menu Items

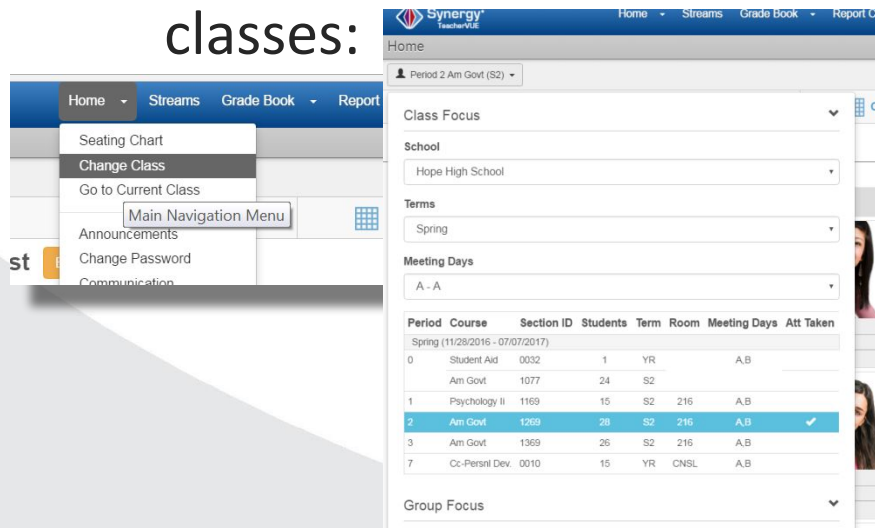
- **Announcements** – open announcements posted by school/district (in SIS-System-Announcements)
- **Change Password** – provides ability for teachers to update passwords frequently and easily:



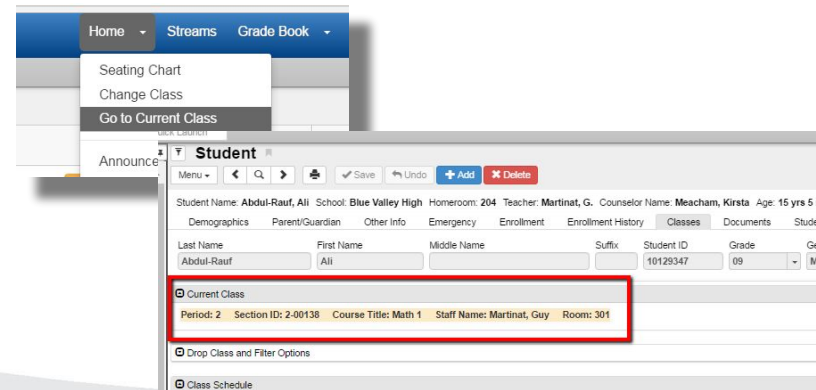


# Additional TVUE Menu Items

- ***Change Class*** – opens class chooser so that user may focus to any assigned classes:



- ***Go to Current Class*** – directs teacher to the class currently meeting (as setup in Bell Schedule, period rotation definition, school calendar). Only works if current class is identified in SIS-Student-Student-Classes:







# Questions?



# Thank you!

- Thank you for taking time out of your busy schedule to review all of the neat functionality available in TeacherVue.





# Next IA Webinar.....

Please join us on April 27<sup>th</sup> at 11am  
for our next monthly webinar!